

# How to Sign Up as a Fundraiser on Steps of Hope

[Stepsofhope.funraise.org](http://Stepsofhope.funraise.org)


[GreensboroUrbanMinistry.org/steps-of-hope](http://GreensboroUrbanMinistry.org/steps-of-hope)

## Step 1: Visit the Fundraiser Page

Go to

[stepsofhope.funraise.org/fundraisers](http://stepsofhope.funraise.org/fundraisers)

in your web browser.



## Step 2: Click "Register!"

Look for a button on the page that says "**Register!**" Clicking this button will launch the fundraiser signup flow.

How do you want to fundraise?

Fundraise Individually

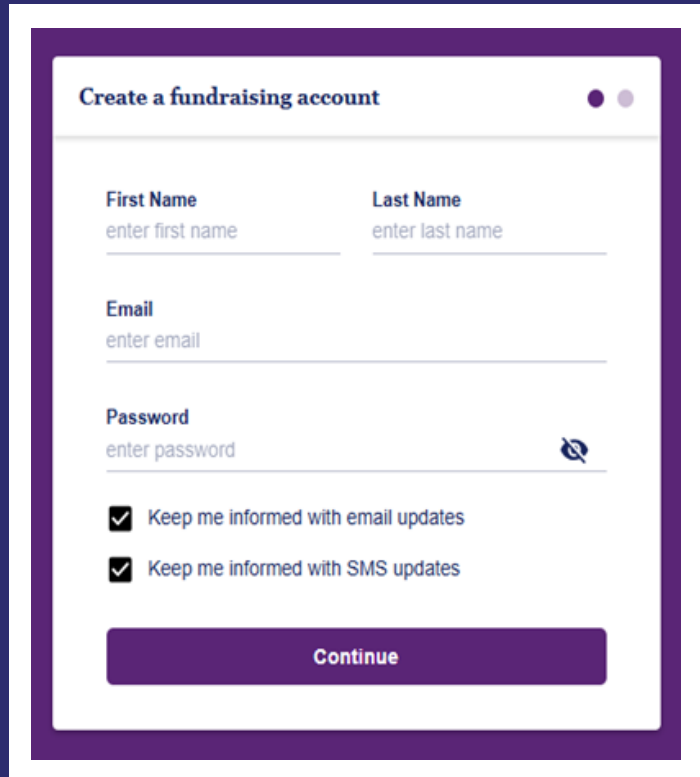
Join Team

Create Team

Already have an account? [Log In](#)

### Step 3: Create Your Account

You'll be taken to a login/signup screen. There you will choose to Fundraise Individually, Join Team or Create Team. Enter your name, email address, and create a password to set up your fundraiser account.




The screenshot shows a mobile application screen titled "Create a fundraising account". The form includes the following fields and options:

- First Name**: enter first name
- Last Name**: enter last name
- Email**: enter email
- Password**: enter password (with a toggle icon for visibility)
- Keep me informed with email updates
- Keep me informed with SMS updates
- Continue** button

### Step 4: Set Your Fundraising Goal

There will be a default goal amount suggested when you sign up, but you can set your own custom goal. Choose an amount you feel confident working toward

#### Create your page



**Profile Image**  
Recommended: 500px x 500px  
[Upload Image](#)

**Page Name**

**Page Title**

**Fundraising Goal**  
\$


**Appeal Story**  
  
0/2000

**Let's Start Fundraising!**

## Step 5:

### Join or Create a Team!

After creating your individual account, you will be able to choose whether to join a team or create your own. You are also able to fundraise as an individual!



**Join a team**

Search Teams

Join Team & Start Fundraising!

**Create your team page**

**Team Profile Image**  
Recommended: 500px x 500px  
[Upload Image](#)

**Team Name**  
enter team name

**Team Page Name**  
enter team page name

**Team Page Title**  
provide a quick blurb to draw attention to your page

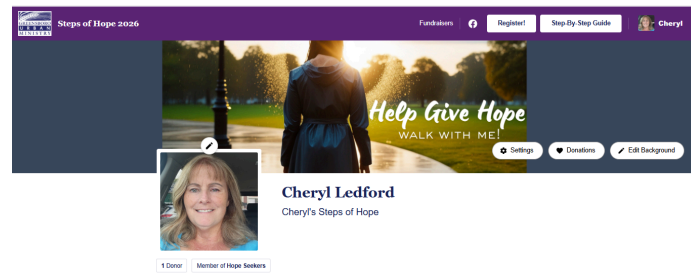
**Team Fundraising Goal**  
\$ enter your team fundraising goal

**Team Appeal Story**  
encourage others to donate by sharing your team's story  
0/2000

Let's Start Fundraising

## Step 6: Personalize Your Fundraising Page

Once your account is created, you'll be brought to your personal fundraising page.



You'll be able to customize your page's top banner and add custom images. You can also update your page title and write a personal appeal story to share why you're fundraising.

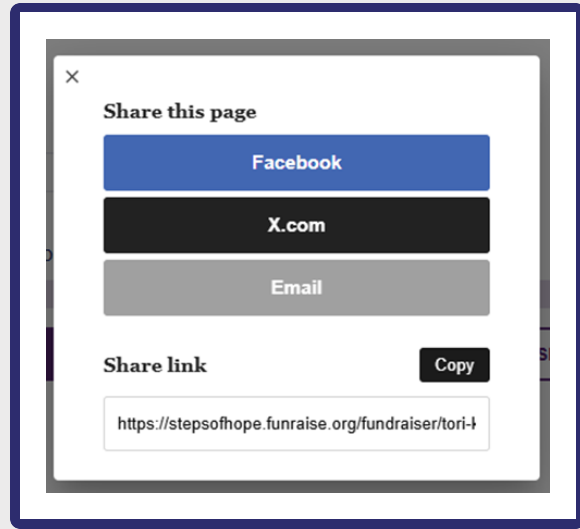
## Step 7: Verify Your Email

Check your inbox for a confirmation email from Steps of Hope / Funraise and click the verification link to activate your account.



### **Step 8: Share Your Page!**

Once your page is live, share the link with friends, family, and on social media. When fundraisers share their goals with their friends and family, they grow the organization's reach – contributing to both brand awareness and donation revenue.



**Step 9: THANK YOU** for joining the **Steps of Hope, A Greensboro Urban Ministry Walk.**

**We look forward to seeing you at the walk event!**

